

MULTI-PLATFORM DATA MANAGEMENT

- PHOTONIC AND ELECTRONIC IMAGING DATA
- ALL PROPRIETY FORMATS 2D 3D+T SPECTRAL
- PYRAMID IMAGES
- OMICS DATA
- CYTOMETRY DATA



ecograph



NGS



All microscopes



TEM



Digital
Slide scanner



CYTEK
BC Astrios

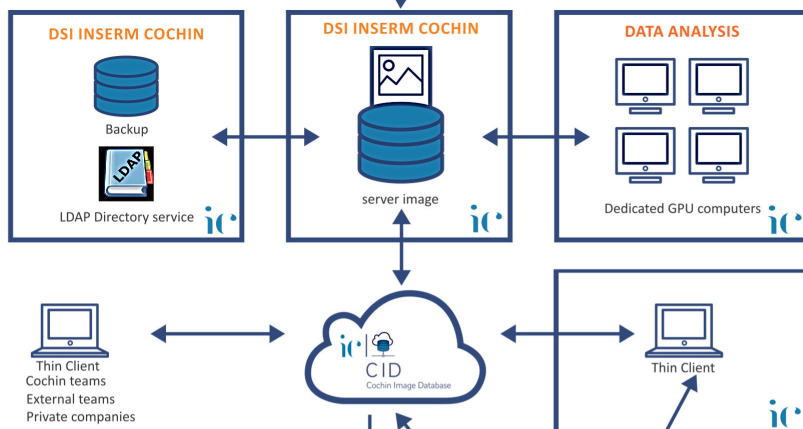


WESTERN BLOT



Fusion Roussey
Fusion Méchain
Fusion Faculté

DATA IMPORT
+ MACHINE METADATA + SAMPLE METADATA + QUALITY METADATA
BACKGROUND IMPORT



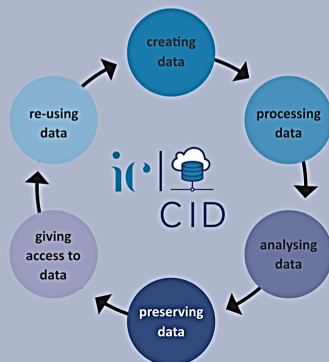
KEY FIGURES

- CREATION OF THE CID COCHIN IMAGE DATABASE SINCE 2016
- 704 USER ACCOUNTS (391 ACTIVE)
- 160 PROJECTS (65% EXTERNAL TEAMS)
- 200 000 FILES
- FUNDING



DATA MANAGEMENT PLAN DMP COCHIN

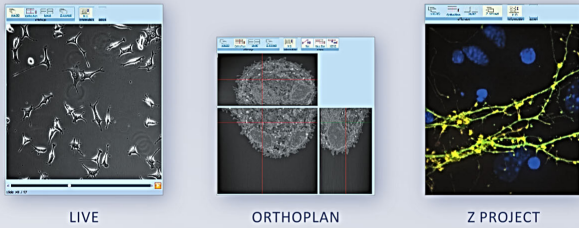
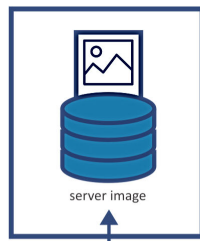
- DMP COCHIN OPIDOR 
- METADATA : SYSTEMS, SAMPLES, QUALITY 
- 100% INSTITUT COCHIN SERVERS 
- BACKUP DSI INSERM
- DOI COCHIN 
- SHARING & PUBLISHING VIA URL 
- FAIR 
- OPEN DATA 
- DATA SOVEREIGNTY



 |  | 
**SHARING /
PUBLICATION /
DATA REPORTING**

ONLINE MULTIDIMENSIONAL VIEWER

ONLINE IMAGE PROCESSING

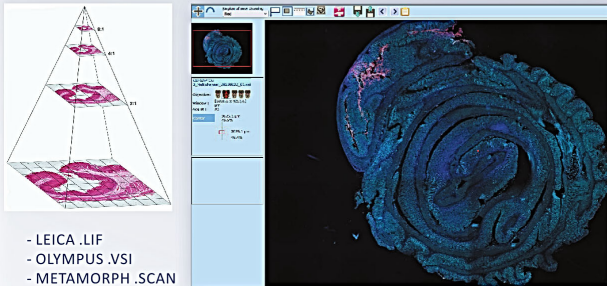


LIVE

ORTHOPLAN

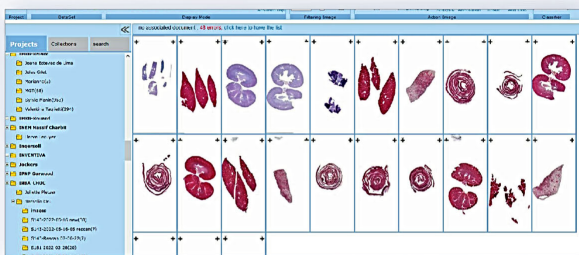
Z PROJECT

ONLINE PYRAMIDAL IMAGE VIEWER (FLUO)

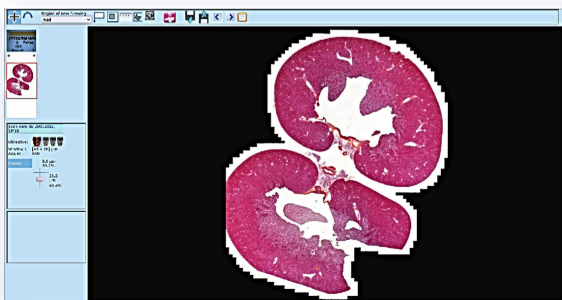


- LEICA .LIF
- OLYMPUS .VSI
- METAMORPH .SCAN

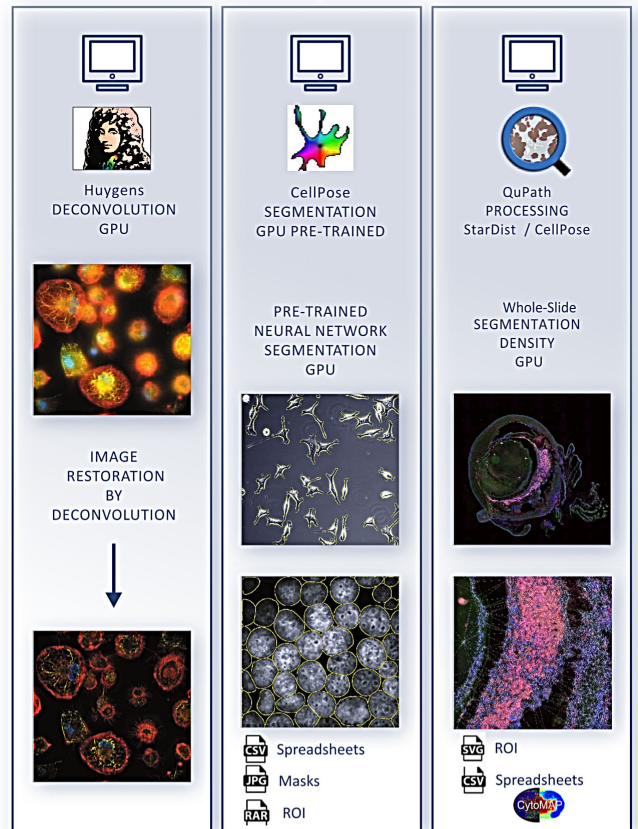
ONLINE PYRAMIDAL IMAGE VIEWER (RGB)



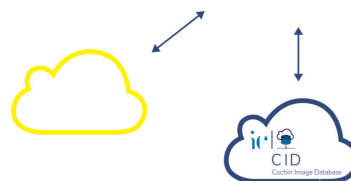
- DIGITAL SLIDE SCANNER RGB
- .MRXS
- HAMAMATSU .NDPI



DATA IMPORT PROCESSING



OPEN COLLABORATIVE IMAGE DATABASE
(non profit organization)



- annual subscription
- access to update
- access to the code
- proposed update
- present on the board



CONTACT

- institutcochin.fr/plateformes/imagic
- u1016-imagic@inserm.fr
- [@imag_ic](https://twitter.com/imag_ic)
- IMAG'IC Institut Cochin
- openiris.io issue